

Regional Profile 2019-20

Central

CSQ

Construction activity is expected to sustain its recovery from previous year's low levels and a shortage of trade labour is likely to develop. Now is the time for employers to refocus on developing the apprentice pipeline. The region is now creating more jobs than it is losing, bringing the overall unemployment rate into line with the state average.



0.9%

expected annual population growth

236,000

population

6%

unemployment rate

10,400

employed in construction

500

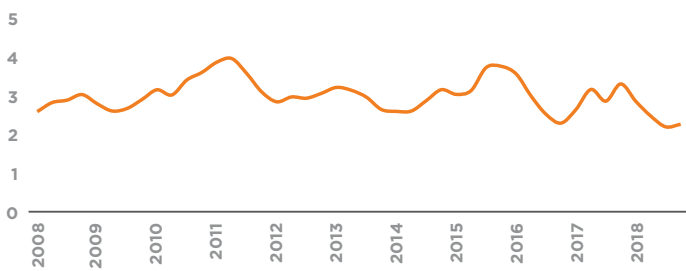
construction apprentices

3%

of QLD construction apprentices are in the Central region

Construction Apprentice Intake Rate

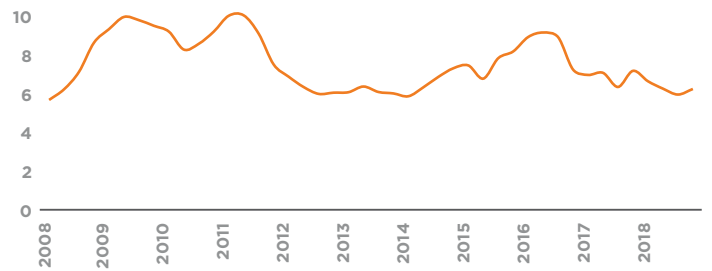
Apprentice commencements per 100 workers



Source: NCVER, ABS, CSQ

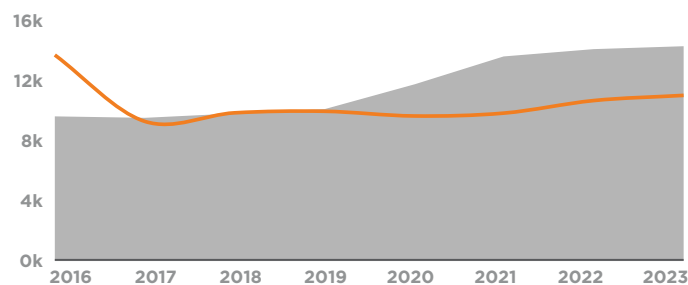
Construction Apprentice Training Rate

Apprentices in-training per 100 workers



Source: NCVER, ABS, CSQ

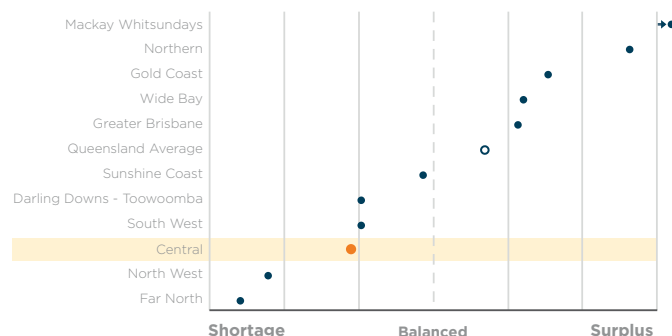
Construction Workforce Outlook



Source: NIEIR

Workers required Workers available

Trade Availability

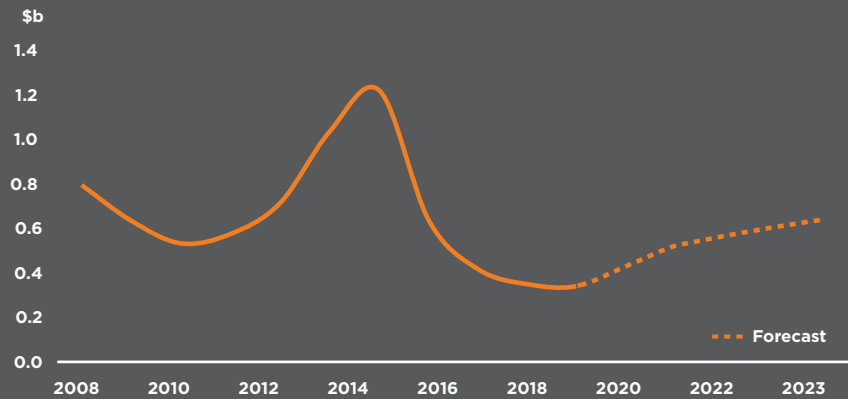


Source: NIEIR

NB: These figures reflect the overall balance of supply and demand for trades labour across all industries for 2019

Sectors in Focus for Central 2019-20

Activity - Residential



Source: NIEIR



RESIDENTIAL - 12%
of overall activity in Central

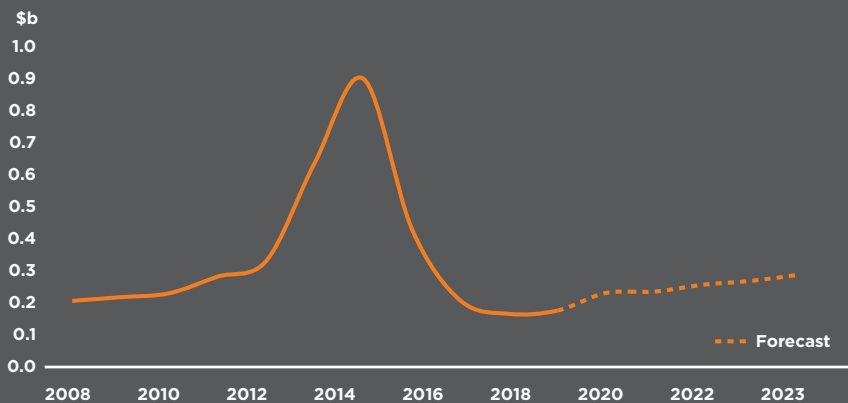


COMMERCIAL - 5%
of overall activity in Central



ENGINEERING - 83%
of overall activity in Central

Activity - Commercial

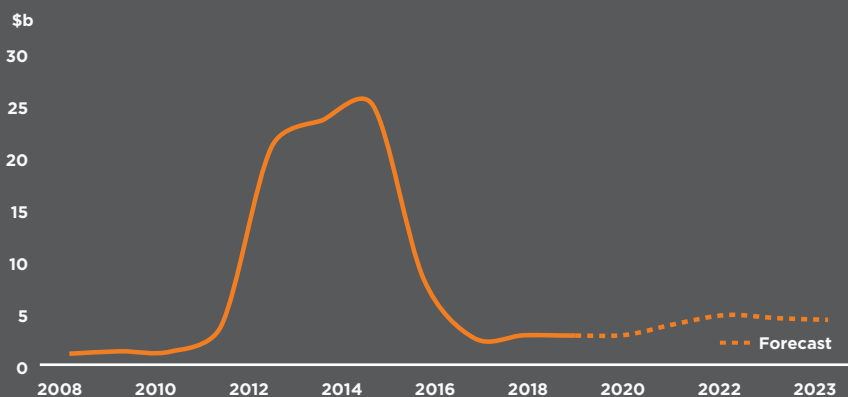


Source: NIEIR

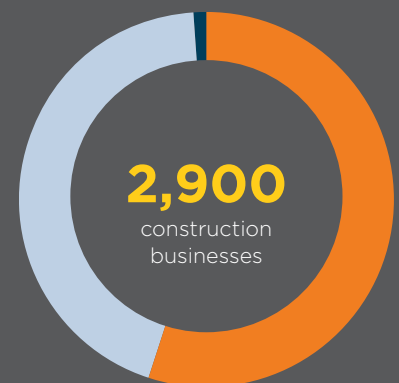
4%

of QLD construction
businesses are located in
this region

Activity - Engineering



Source: NIEIR



2,900

construction
businesses

- 55% Sole traders
- 44% SMEs (1-20)
- 2% Large (over 20)