

Regional Profile 2019-20

North West

CSQ

The sparsely populated north-west region of the state is subject to notoriously lumpy construction investments. 2019-20 is expected to see a rising book of work for the North West construction industry, bringing with it a shortage of trade labour over the year.



-0.3%

expected annual population growth

30,000

population

12%

unemployment rate

1,400

employed in construction

90

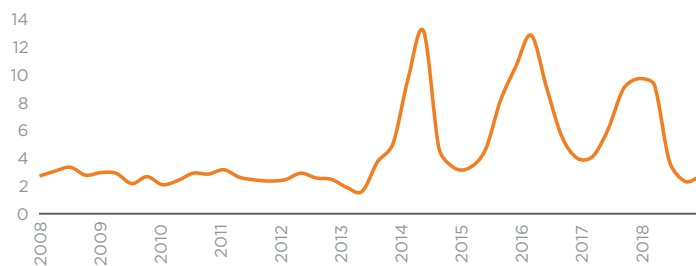
construction apprentices

0.6%

of QLD construction apprentices are in the North West region

Construction Apprentice Intake Rate

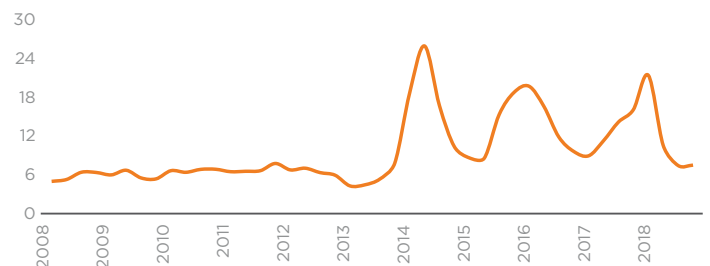
Apprentice commencements per 100 workers



Source: NCVER, ABS, CSQ

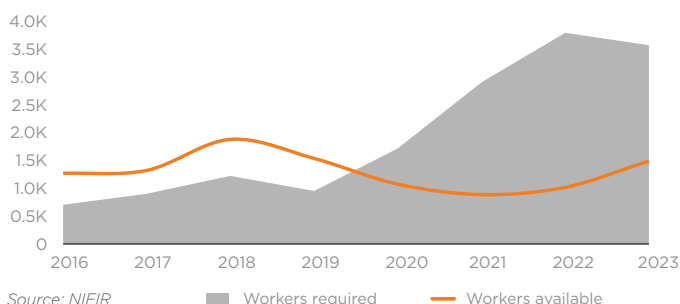
Construction Apprentice Training Rate

Apprentices in-training per 100 workers



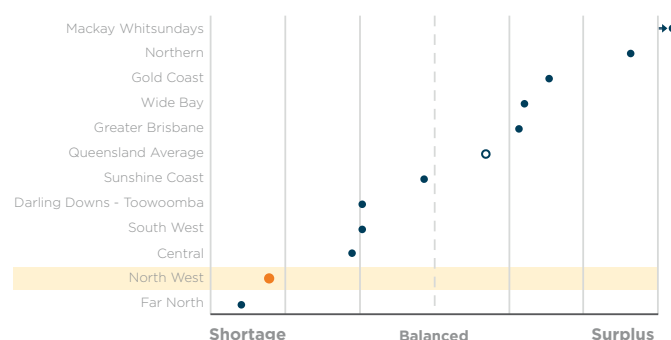
Source: NCVER, ABS, CSQ

Construction Workforce Outlook



Source: NIEIR

Trade Availability

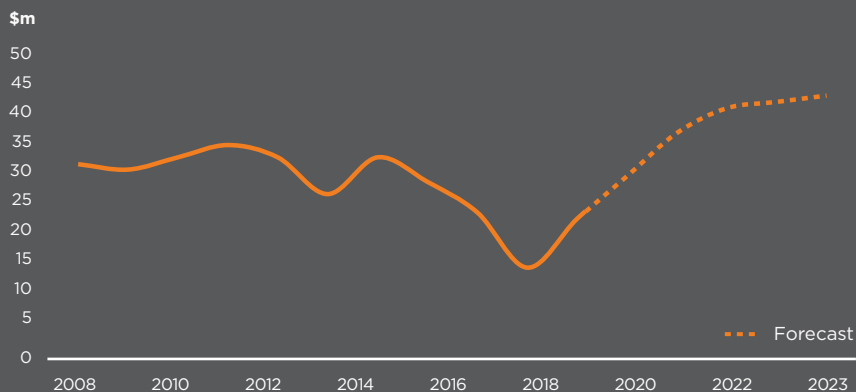


Source: NIEIR

NB: These figures reflect the overall balance of supply and demand for trades labour across all industries for 2019

Sectors in Focus for North West 2019-20

Activity - Residential



RESIDENTIAL - 6%
of overall activity in North West

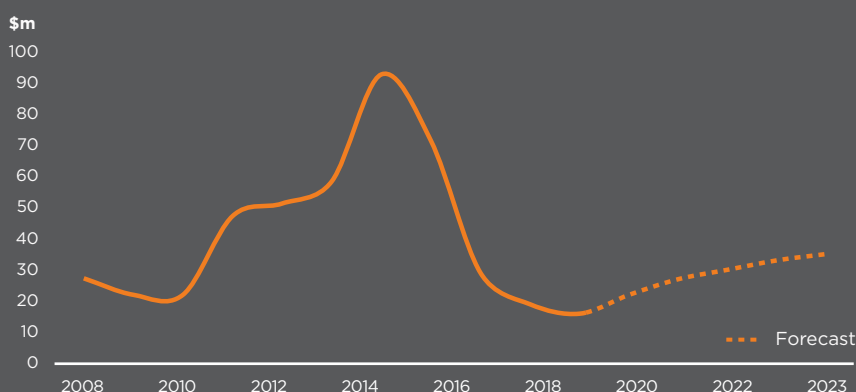


COMMERCIAL - 5%
of overall activity in North West



ENGINEERING - 89%
of overall activity in North West

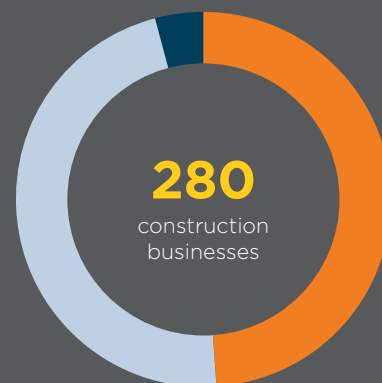
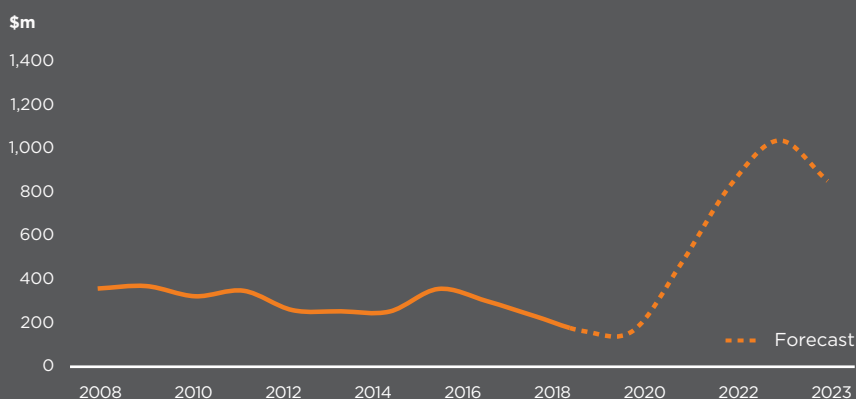
Activity - Commercial



0.4%

of QLD construction
businesses are located in
this region

Activity - Engineering



280

construction
businesses

- 48% Sole traders
- 49% SMEs (1-20)
- 3% Large (over 20)

Caution should be exercised when interpreting trends for this region. Statistics for lightly-populated regions often fluctuate randomly and dramatically from one year to the next, as small changes in numbers can result in large percentage changes.