

# Regional Profile 2019-20

Northern

CSQ

The last 12 months saw the region turn the page on what has been a particularly punishing period for the region's construction industry. Solid growth will materialise in 2019-20 across the residential and commercial sectors, and we see a high probability of better-than-expected growth in engineering works on the back of public infrastructure spending.



**1.4%**

expected annual population growth

**236,000**

population

**8%**

unemployment rate

**6,200**

employed in construction

**600**

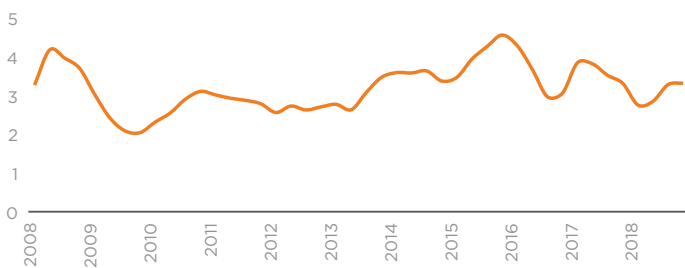
construction apprentices

**4%**

of QLD construction apprentices are in the Northern region

## Construction Apprentice Intake Rate

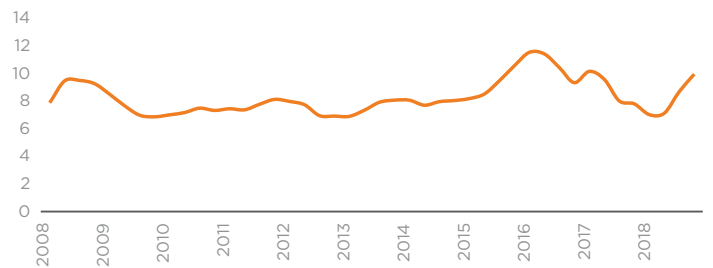
*Apprentice commencements per 100 workers*



Source: NCVER, ABS, CSQ

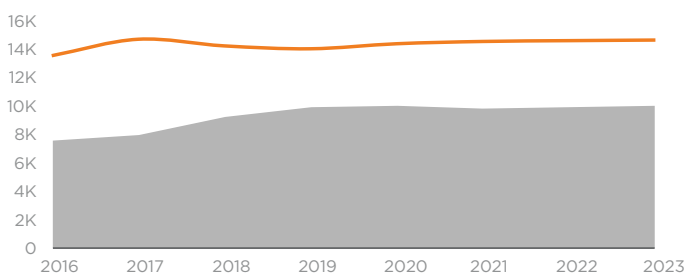
## Construction Apprentice Training Rate

*Apprentices in-training per 100 workers*



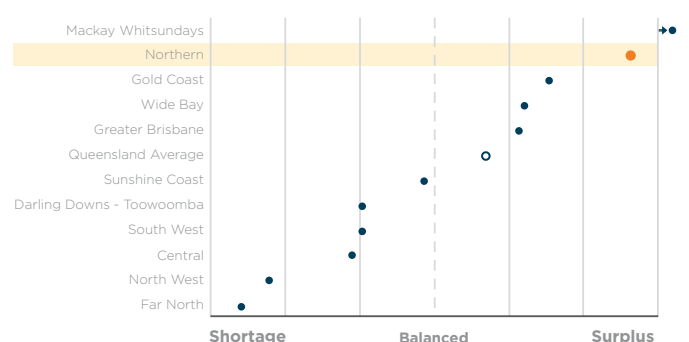
Source: NCVER, ABS, CSQ

## Construction Workforce Outlook



Source: NIEIR

## Trade Availability

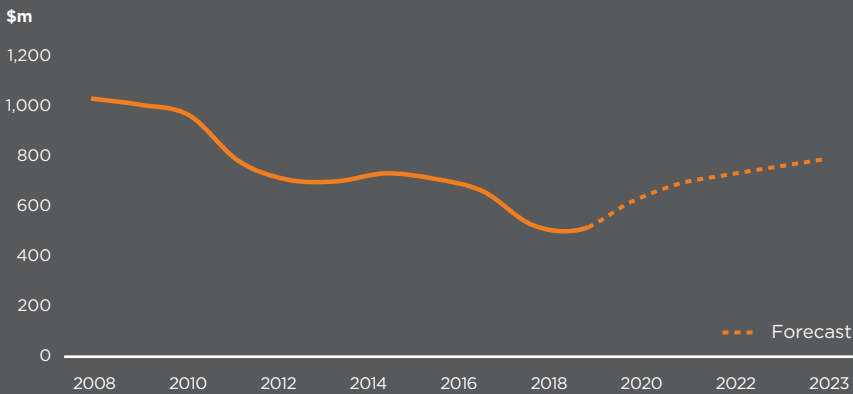


Source: NIEIR

NB: These figures reflect the overall balance of supply and demand for trades labour across all industries for 2019

# Sectors in Focus for Northern 2019-20

## Activity - Residential



Source: NIEIR



**RESIDENTIAL - 29%**  
of overall activity in Northern

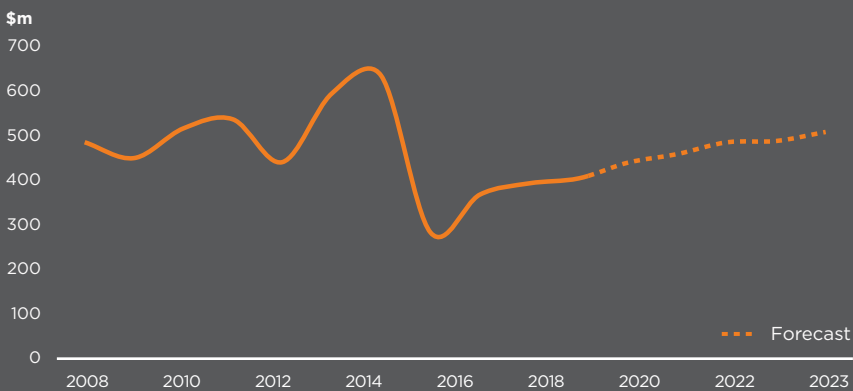


**COMMERCIAL - 19%**  
of overall activity in Northern



**ENGINEERING - 52%**  
of overall activity in Northern

## Activity - Commercial

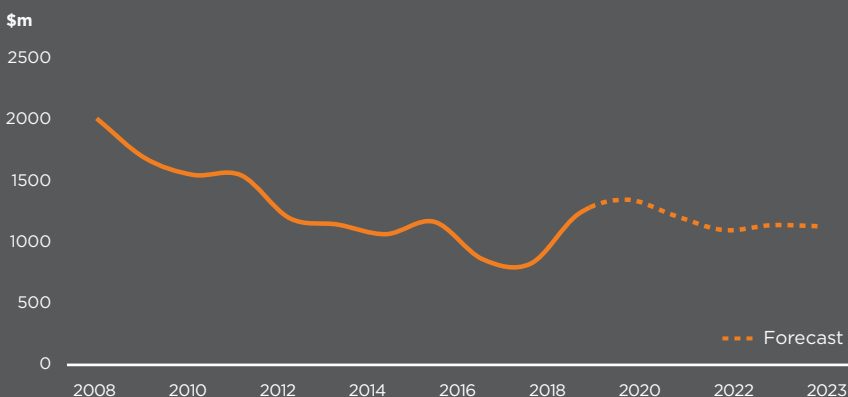


Source: NIEIR

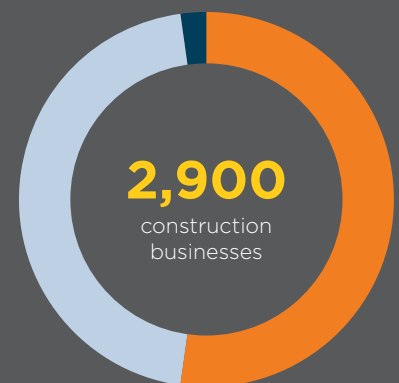
**4%**

of QLD construction  
businesses are located in  
this region

## Activity - Engineering



Source: NIEIR



**2,900**  
construction  
businesses

- 54% Sole traders
- 45% SMEs (1-20)
- 1% Large (over 20)