

Regional Profile 2019-20

South West



With the smallest population in Queensland and minimal projects scheduled, there isn't much construction activity forecast for the region. Leaving the local workforce with a persistent surplus of labour.



-1.1%

expected annual population growth

7,000

population

9%

unemployment rate

270

employed in construction

10

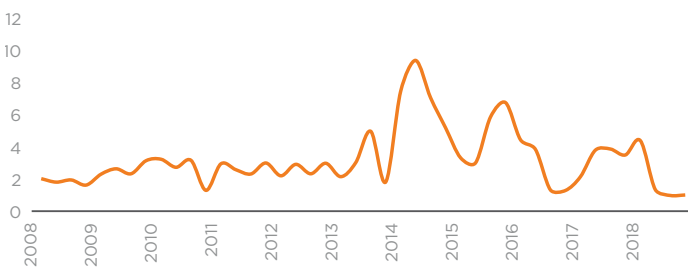
construction apprentices

0.1%

of QLD construction apprentices are in the South West region

Construction Apprentice Intake Rate

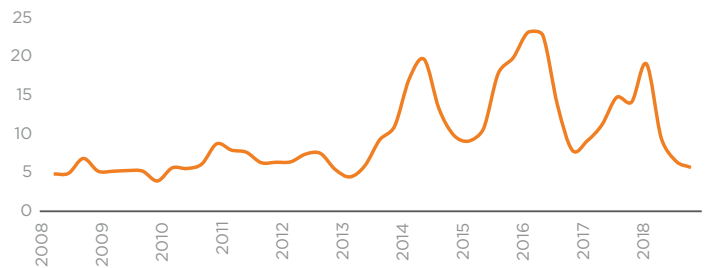
Apprentice commencements per 100 workers



Source: NCVER, ABS, CSQ

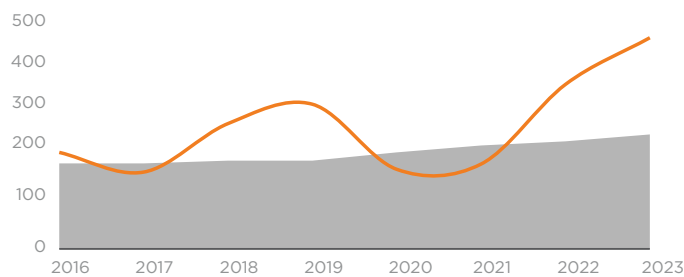
Construction Apprentice Training Rate

Apprentices in-training per 100 workers



Source: NCVER, ABS, CSQ

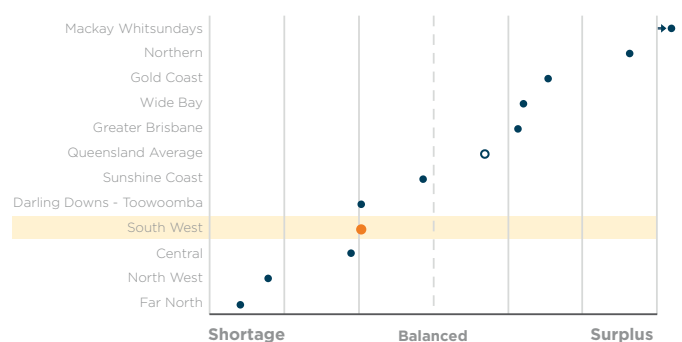
Construction Workforce Outlook



Source: NIEIR

Workers required Workers available

Trade Availability

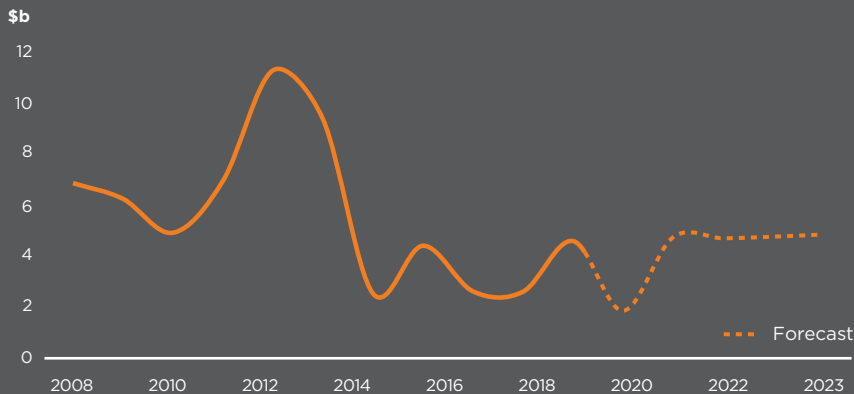


Source: NIEIR

NB: These figures reflect the overall balance of supply and demand for trades labour across all industries for 2019

Sectors in Focus for South West 2019-20

Activity - Residential



Source: NIEIR

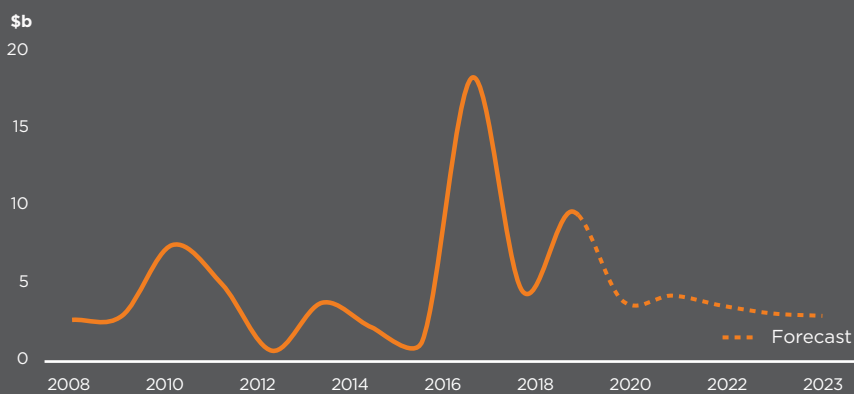


RESIDENTIAL - 12%
of overall activity in South West



COMMERCIAL - 12%
of overall activity in South West

Activity - Commercial



Source: NIEIR

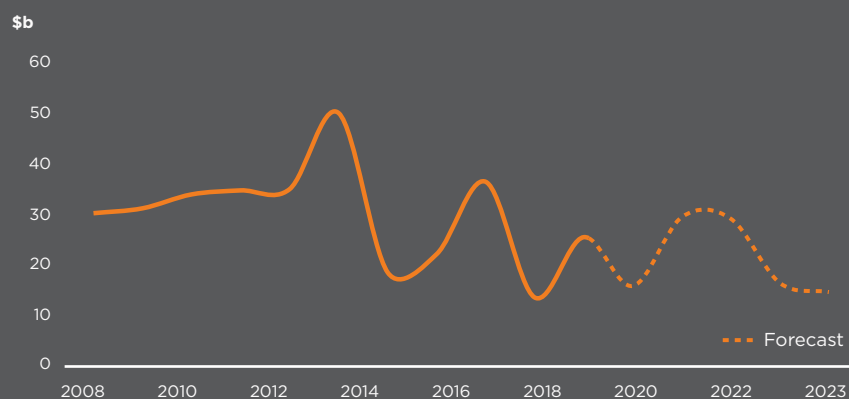


ENGINEERING - 76%
of overall activity in South West

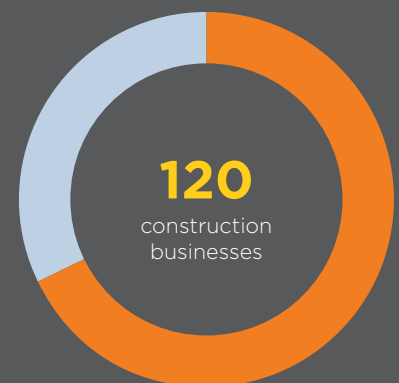
0.2%

of QLD construction businesses are located in this region

Activity - Engineering



Source: NIEIR



- 67% Sole traders
- 33% SMEs (1-20)
- 0% Large (over 20)

Caution should be exercised when interpreting trends for this region. Statistics for lightly-populated regions often fluctuate randomly and dramatically from one year to the next, as small changes in numbers can result in large percentage changes.