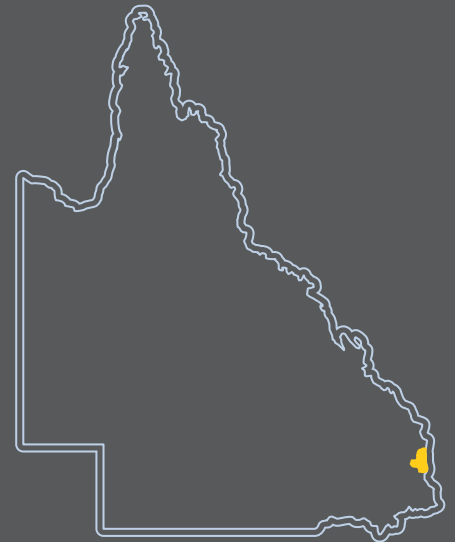


# Regional Profile 2019-20

## Sunshine Coast

CSQ

After several years of strong growth, residential construction activity is expected to plateau in 2019-20. Like other SEQ regions, the baton is expected to be passed to the civil sector as the next source of growth. The region's tradespeople are some of the busiest in Queensland, but solid migration into the region ensures a sufficient supply of skilled labour.



**2.1%**

expected annual population growth

**375,000**

population

**6%**

unemployment rate

**26,100**

employed in construction

**1,500**

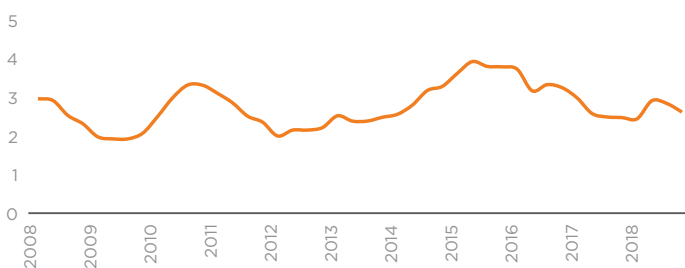
construction apprentices

**10%**

of QLD construction apprentices are in the Sunshine Coast region

### Construction Apprentice Intake Rate

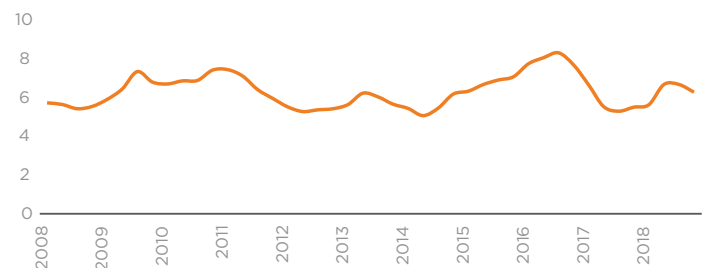
*Apprentice commencements per 100 workers*



Source: NCVER, ABS, CSQ

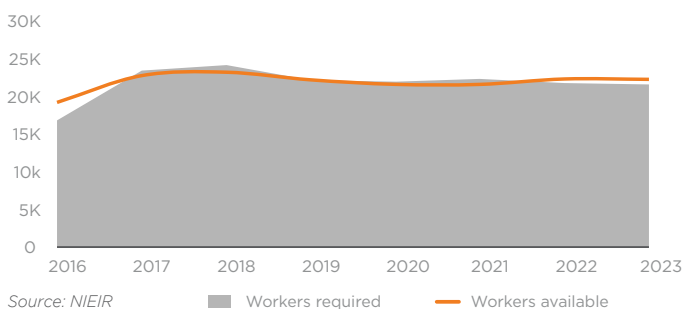
### Construction Apprentice Training Rate

*Apprentices in-training per 100 workers*



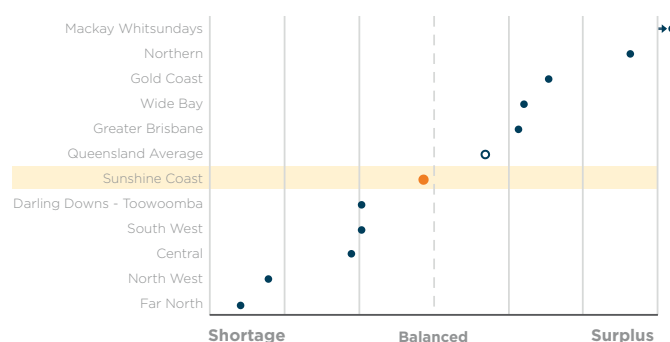
Source: NCVER, ABS, CSQ

### Construction Workforce Outlook



Source: NIEIR

### Trade Availability

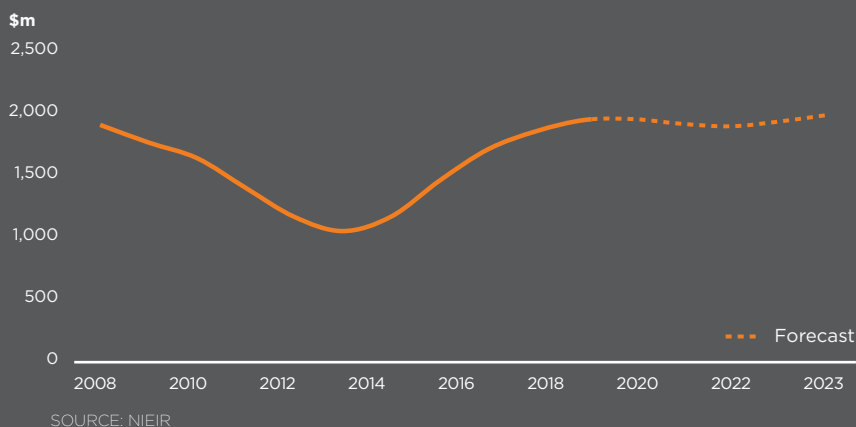


Source: NIEIR

NB: These figures reflect the overall balance of supply and demand for trades labour across all industries for 2019

# Sectors in Focus for Sunshine Coast 2019-20

## Activity - Residential



**RESIDENTIAL - 51%**

of overall activity in Sunshine Coast



**COMMERCIAL - 11%**

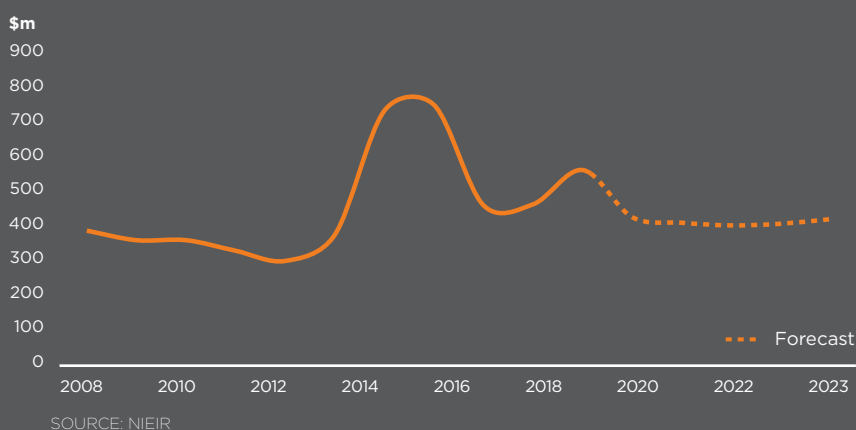
of overall activity in Sunshine Coast



**ENGINEERING - 38%**

of overall activity in Sunshine Coast

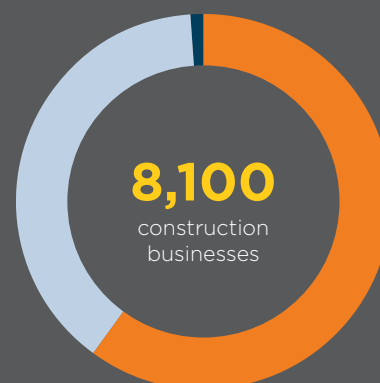
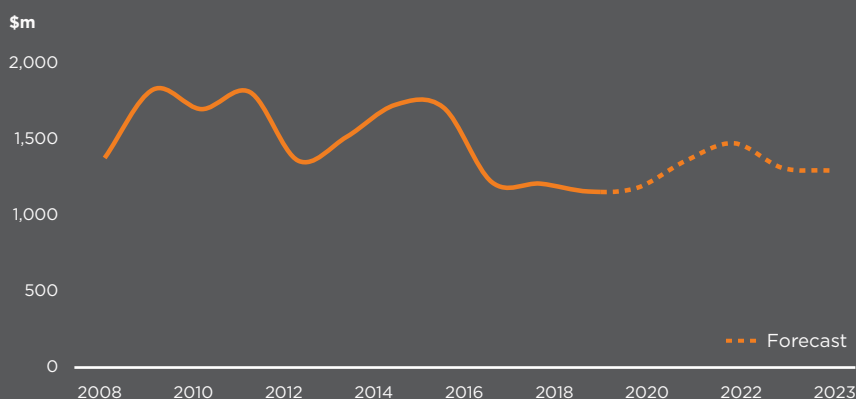
## Activity - Commercial



**11%**

of QLD construction  
businesses are located in  
this region

## Activity - Engineering



- 59% Sole traders
- 40% SMEs (1-20)
- 1% Large (over 20)