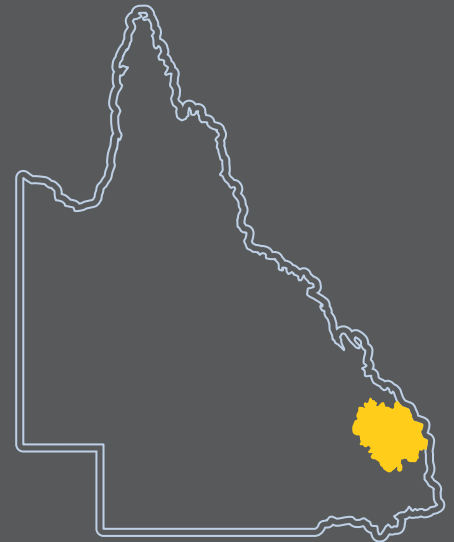


# Regional Profile 2019-20

## Wide Bay

CSQ

They say slow and steady wins the race. Construction activity in the region is expected to continue at a modest clip, driven by a mix of residential and engineering work. The region suffers one of the highest unemployment rates in the state, thanks to a combination of zero jobs growth and a sticky labour force.



**0.9%**

expected annual population growth

**297,000**

population

**8%**

unemployment rate

**7,500**

employed in construction

**600**

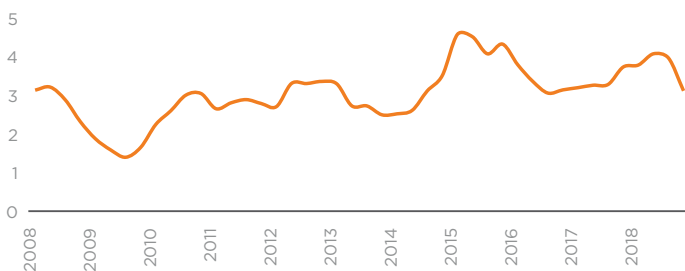
construction apprentices

**4%**

of QLD construction apprentices are in the Wide Bay region

### Construction Apprentice Intake Rate

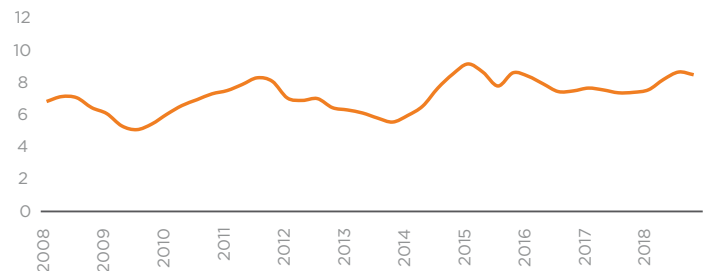
*Apprentice commencements per 100 workers*



Source: NCVER, ABS, CSQ

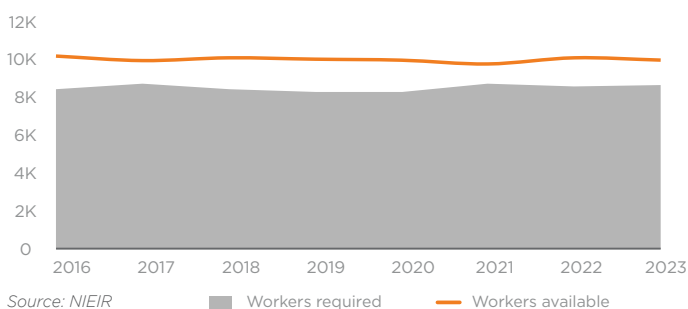
### Construction Apprentice Training Rate

*Apprentices in-training per 100 workers*



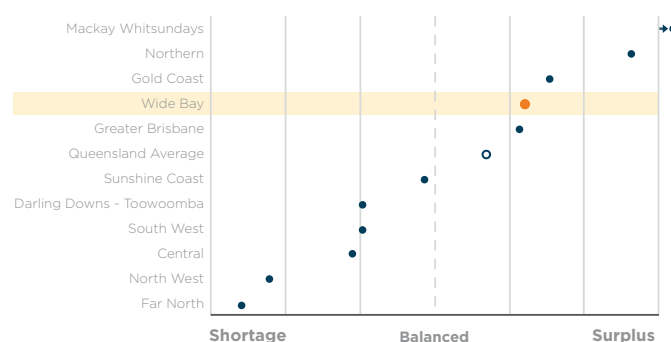
Source: NCVER, ABS, CSQ

### Construction Workforce Outlook



Source: NIEIR

### Trade Availability

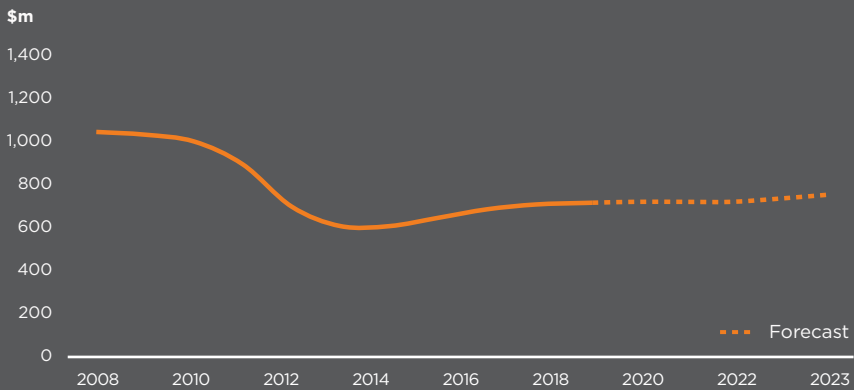


Source: NIEIR

NB: These figures reflect the overall balance of supply and demand for trades labour across all industries for 2019

# Sectors in Focus for Wide Bay 2019-20

## Activity - Residential



**RESIDENTIAL - 61%**

of overall activity in Wide Bay



**COMMERCIAL - 17%**

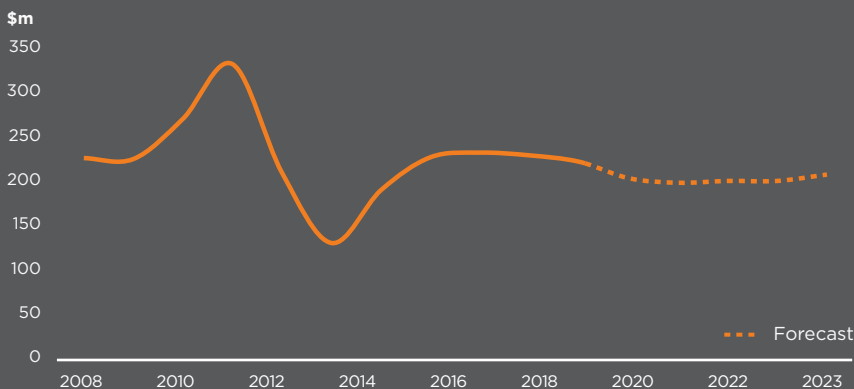
of overall activity in Wide Bay



**ENGINEERING - 22%**

of overall activity in Wide Bay

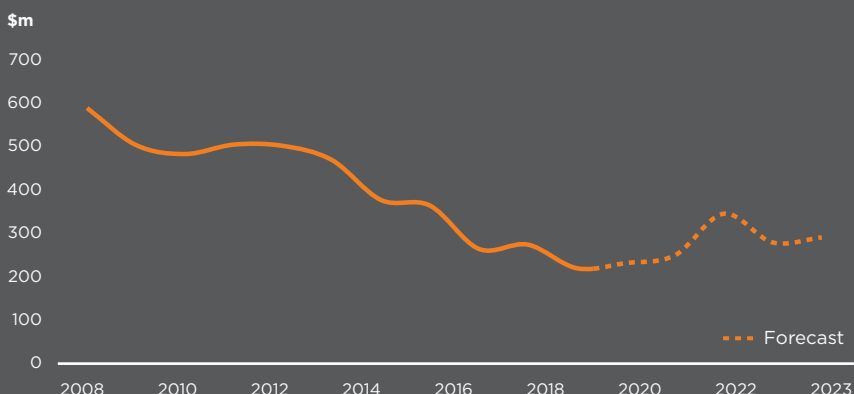
## Activity - Commercial



**5%**

of QLD construction  
businesses are located in  
this region

## Activity - Engineering



- 56% Sole traders
- 44% SMEs (1-20)
- 0% Large (over 20)