

# Regional industry snapshot



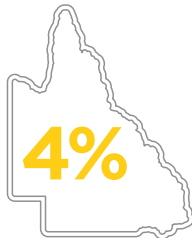
Region:  
**Central**

## Workforce

Number of construction industry workers



% of Qld construction workforce




% of region's workforce that is construction



Source: ABS (May 2020)

## Gross Regional Product

Gross regional product (\$b) 2020-21



% of Qld GSP 2020-21



Source: NIEIR (May 2020)

## Activity by sector

**Building** activity (\$m) 2020-21



% of Qld **building** activity 2020-21

**4%**

**Engineering** activity (\$m) 2020-21



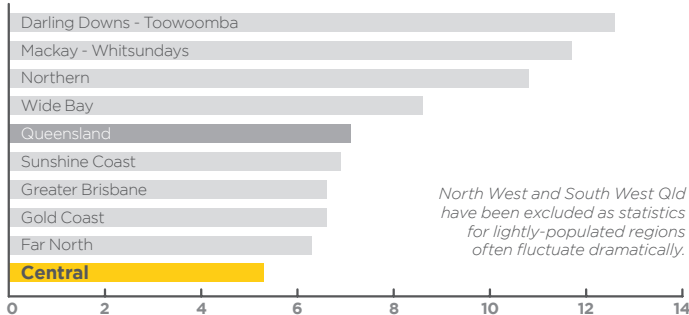
% of Qld **engineering** activity 2020-21

**11%**

Source: NIEIR (May 2020)

## Construction training rate

Construction apprentices in-training per hundred workers



Source: NCVER (Dec 2019), ABS (Feb 2020)

## Apprentices in-training

Number of construction apprentices in-training



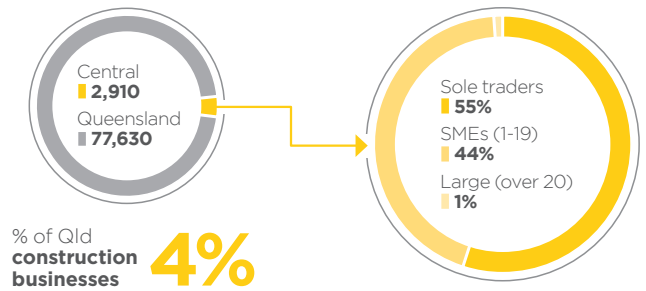
% of Qld construction apprentices in-training



Source: NCVER (Dec 2019)

## Businesses by size

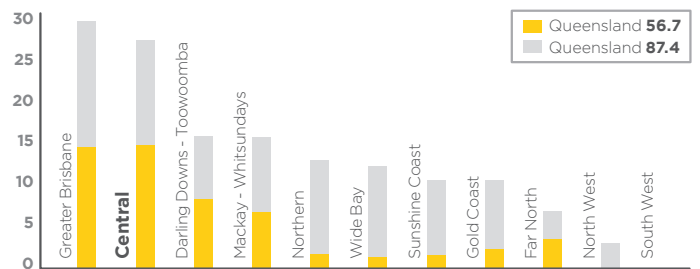
Construction businesses



Source: ABS (June 2019)

## Value of major projects

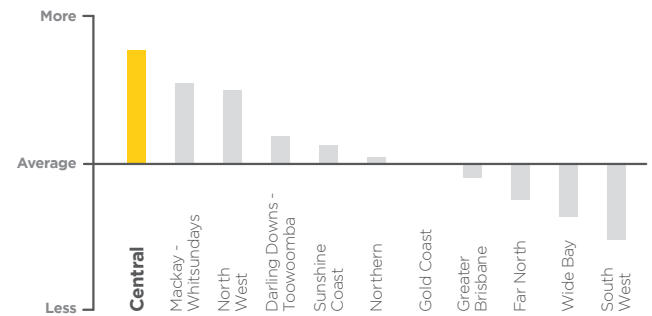
Value of **committed** major projects (\$b)  
Value of **planned** major projects (\$b)



Source: CSQ (June 2020)

## Investment index

Forecast construction activity in 2020-21, relative to population



Source: CSQ (June 2020)

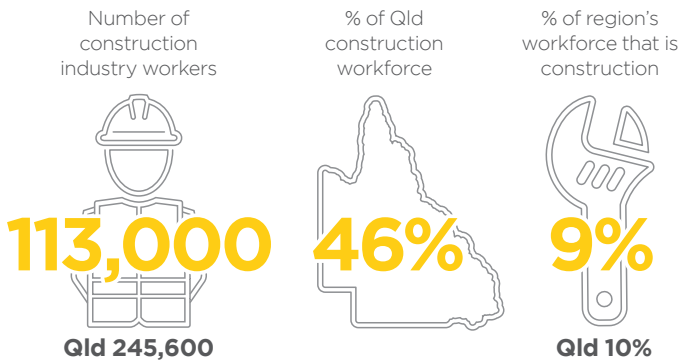
Disclaimer: Whilst all care and diligence has been exercised in the preparation of this document, Construction Skills Queensland ("CSQ"), does not warrant the accuracy of the information contained within and accepts no liability for any loss or damage that may be suffered as a result of any reliance on this information.

# Regional industry snapshot




Region:  
**Greater Brisbane**

## Workforce



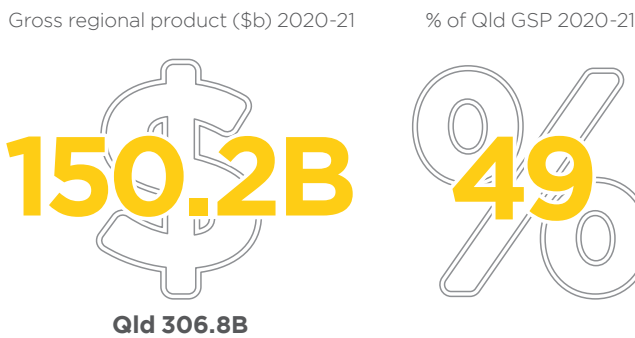
Source: ABS (May 2020)

## Apprentices in-training



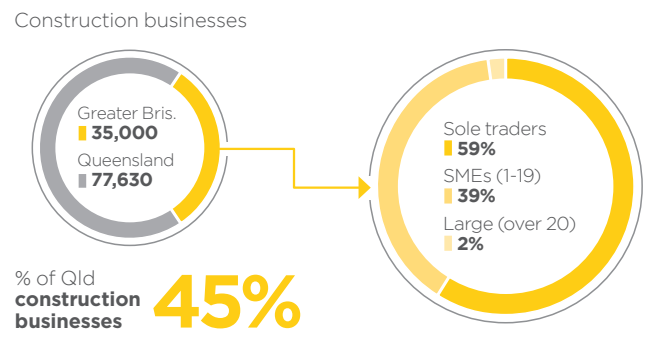
Source: NCVER (Dec 2019)

## Gross Regional Product



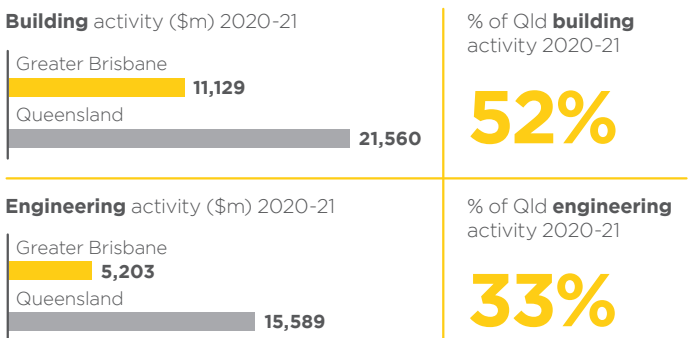
Source: NIEIR (May 2020)

## Businesses by size



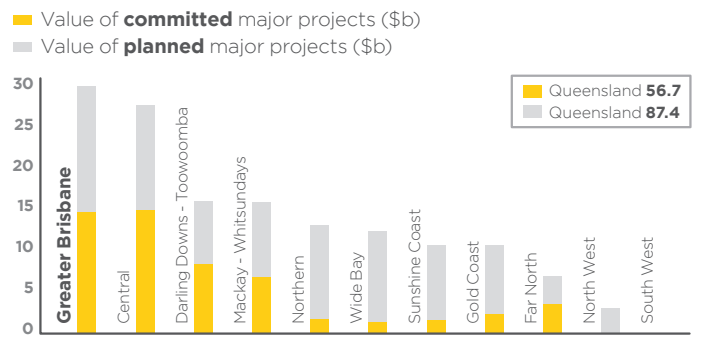
Source: ABS (June 2019)

## Activity by sector



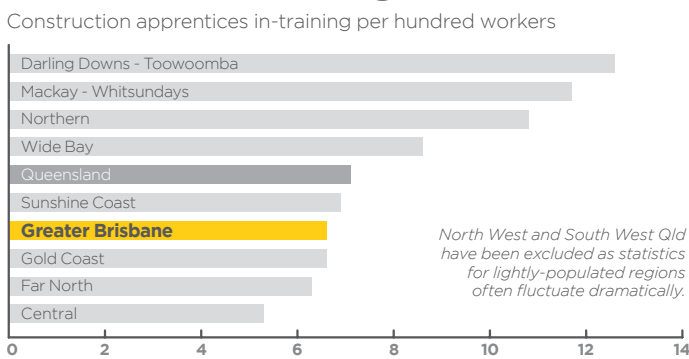
Source: NIEIR (May 2020)

## Value of major projects



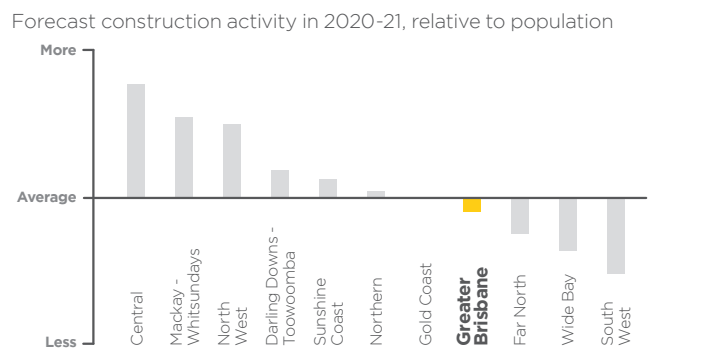
Source: CSQ (June 2020)

## Construction training rate



Source: NCVER (Dec 2019), ABS (Feb 2020)

## Investment index



Source: CSQ (June 2020)

Disclaimer: Whilst all care and diligence has been exercised in the preparation of this document, Construction Skills Queensland ("CSQ"), does not warrant the accuracy of the information contained within and accepts no liability for any loss or damage that may be suffered as a result of any reliance on this information.

# Regional industry snapshot



Region:  
**Far North**

## Workforce

Number of construction industry workers



% of Qld construction workforce



% of region's workforce that is construction



Source: ABS (May 2020)

## Gross Regional Product

Gross regional product (\$b) 2020-21



% of Qld GSP 2020-21



Source: NIEIR (May 2020)

## Activity by sector

**Building** activity (\$m) 2020-21



% of Qld **building** activity 2020-21

**4%**

**Engineering** activity (\$m) 2020-21



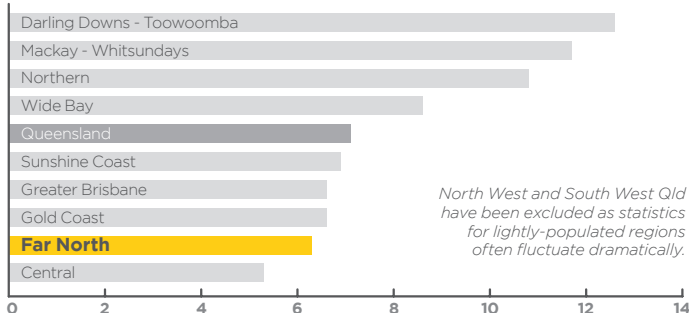
% of Qld **engineering** activity 2020-21

**8%**

Source: NIEIR (May 2020)

## Construction training rate

Construction apprentices in-training per hundred workers



Source: NCVER (Dec 2019), ABS (Feb 2020)

## Apprentices in-training

Number of construction apprentices in-training



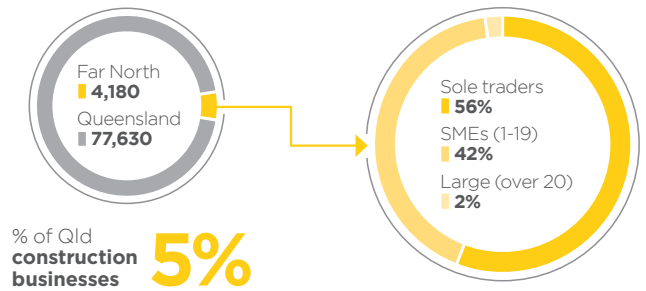
% of Qld construction apprentices in-training



Source: NCVER (Dec 2019)

## Businesses by size

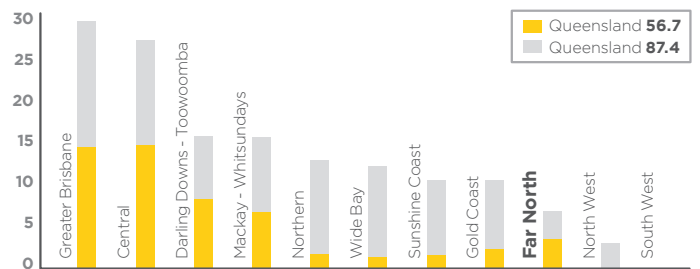
Construction businesses



Source: ABS (June 2019)

## Value of major projects

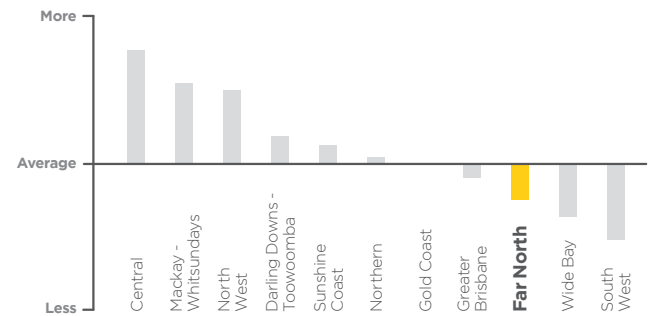
Value of **committed** major projects (\$b)  
Value of **planned** major projects (\$b)



Source: CSQ (June 2020)

## Investment index

Forecast construction activity in 2020-21, relative to population



Source: CSQ (June 2020)

Disclaimer: Whilst all care and diligence has been exercised in the preparation of this document, Construction Skills Queensland ("CSQ"), does not warrant the accuracy of the information contained within and accepts no liability for any loss or damage that may be suffered as a result of any reliance on this information.

# Regional industry snapshot



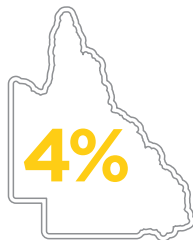
Region:  
**Darling Downs - Toowoomba**

## Workforce

Number of construction industry workers



% of Qld construction workforce



% of region's workforce that is construction



Source: ABS (May 2020)

## Gross Regional Product

Gross regional product (\$b) 2020-21



% of Qld GSP 2020-21



Source: NIEIR (May 2020)

## Activity by sector

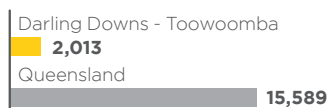
**Building** activity (\$m) 2020-21



% of Qld **building** activity 2020-21

**3%**

**Engineering** activity (\$m) 2020-21



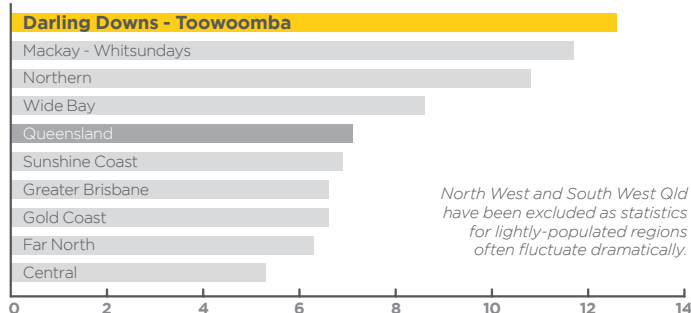
% of Qld **engineering** activity 2020-21

**13%**

Source: NIEIR (May 2020)

## Construction training rate

Construction apprentices in-training per hundred workers



Source: NCVER (Dec 2019), ABS (Feb 2020)

## Apprentices in-training

Number of construction apprentices in-training



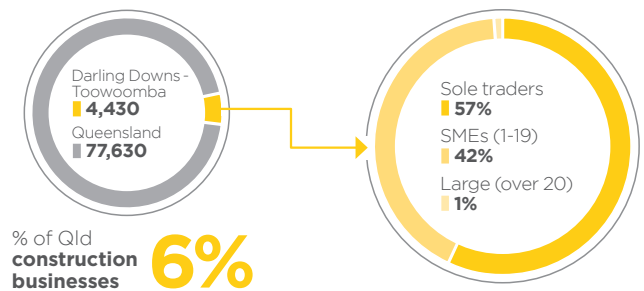
% of Qld construction apprentices in-training



Source: NCVER (Dec 2019)

## Businesses by size

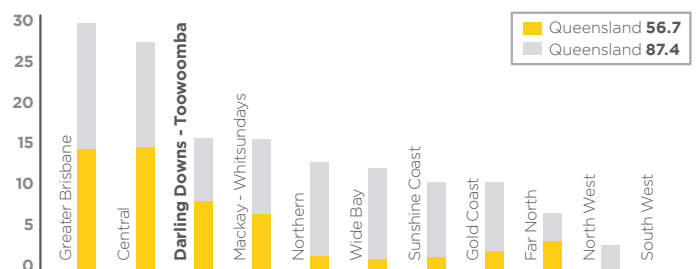
Construction businesses



Source: ABS (June 2019)

## Value of major projects

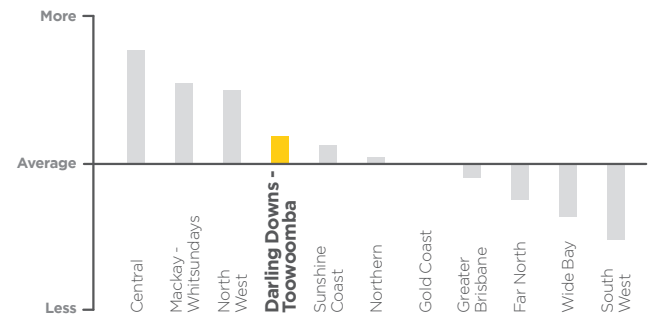
Value of **committed** major projects (\$b)  
Value of **planned** major projects (\$b)



Source: CSQ (June 2020)

## Investment index

Forecast construction activity in 2020-21, relative to population



Source: CSQ (June 2020)

Disclaimer: Whilst all care and diligence has been exercised in the preparation of this document, Construction Skills Queensland ("CSQ"), does not warrant the accuracy of the information contained within and accepts no liability for any loss or damage that may be suffered as a result of any reliance on this information.

# Regional industry snapshot



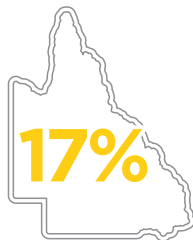
Region:  
**Gold Coast**

## Workforce

Number of construction industry workers



% of Qld construction workforce



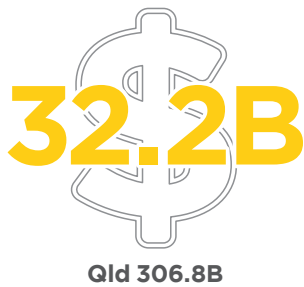
% of region's workforce that is construction



Source: ABS (May 2020)

## Gross Regional Product

Gross regional product (\$b) 2020-21



% of Qld GSP 2020-21



Source: NIEIR (May 2020)

## Activity by sector

**Building** activity (\$m) 2020-21



% of Qld **building** activity 2020-21

**16%**

**Engineering** activity (\$m) 2020-21



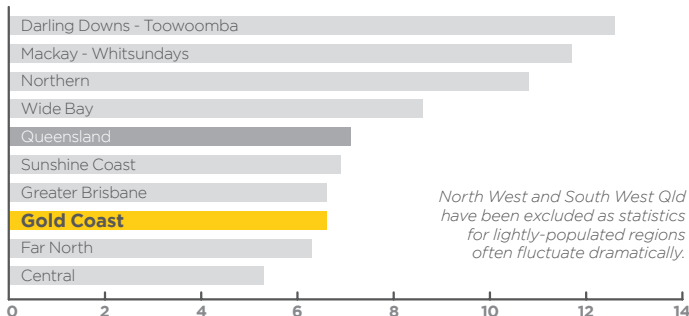
% of Qld **engineering** activity 2020-21

**8%**

Source: NIEIR (May 2020)

## Construction training rate

Construction apprentices in-training per hundred workers



Source: NCVER (Dec 2019), ABS (Feb 2020)

## Apprentices in-training

Number of construction apprentices in-training



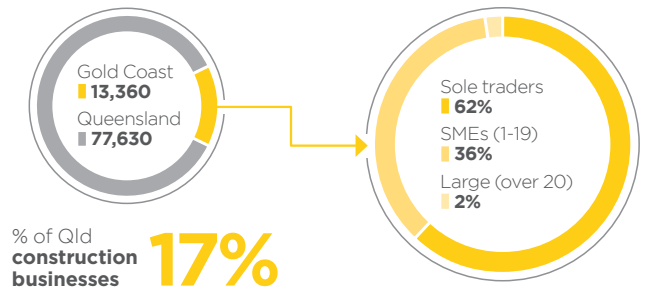
% of Qld construction apprentices in-training



Source: NCVER (Dec 2019)

## Businesses by size

Construction businesses



Source: ABS (June 2019)

## Value of major projects

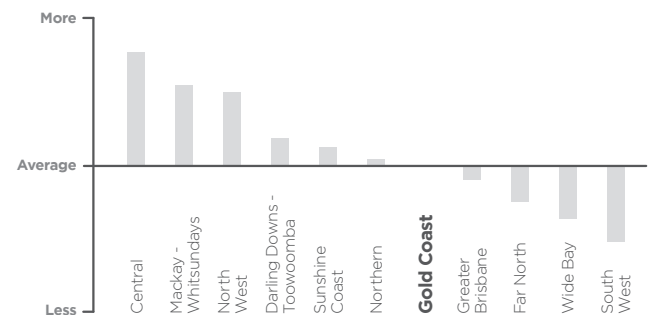
Value of **committed** major projects (\$b)  
Value of **planned** major projects (\$b)



Source: CSQ (June 2020)

## Investment index

Forecast construction activity in 2020-21, relative to population



Source: CSQ (June 2020)

Disclaimer: Whilst all care and diligence has been exercised in the preparation of this document, Construction Skills Queensland ("CSQ"), does not warrant the accuracy of the information contained within and accepts no liability for any loss or damage that may be suffered as a result of any reliance on this information.

# Regional industry snapshot



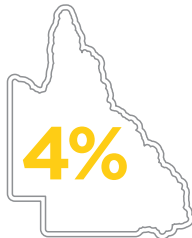
Region:  
**Mackay - Whitsundays**

## Workforce

Number of construction industry workers



% of Qld construction workforce



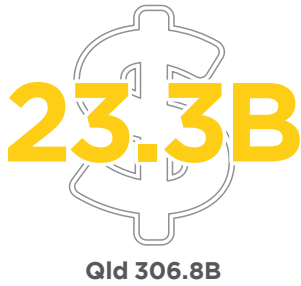
% of region's workforce that is construction



Source: ABS (May 2020)

## Gross Regional Product

Gross regional product (\$b) 2020-21



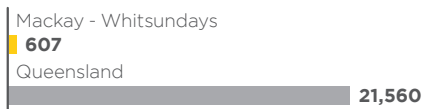
% of Qld GSP 2020-21



Source: NIEIR (May 2020)

## Activity by sector

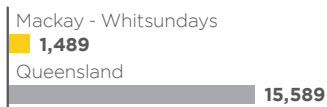
**Building** activity (\$m) 2020-21



% of Qld **building** activity 2020-21

**3%**

**Engineering** activity (\$m) 2020-21



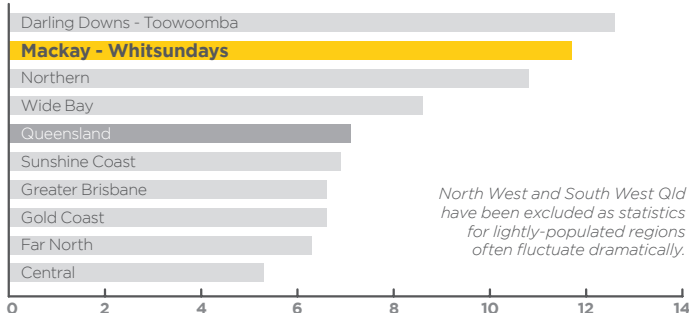
% of Qld **engineering** activity 2020-21

**10%**

Source: NIEIR (May 2020)

## Construction training rate

Construction apprentices in-training per hundred workers



Source: NCVER (Dec 2019), ABS (Feb 2020)

## Apprentices in-training

Number of construction apprentices in-training



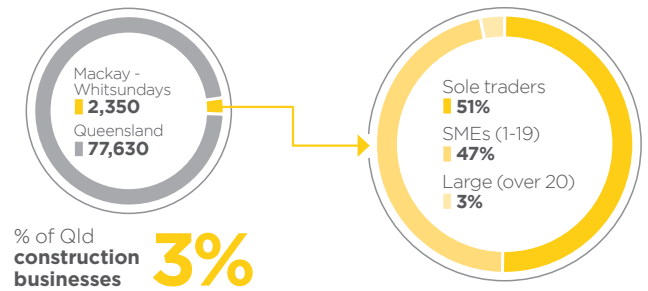
% of Qld construction apprentices in-training



Source: NCVER (Dec 2019)

## Businesses by size

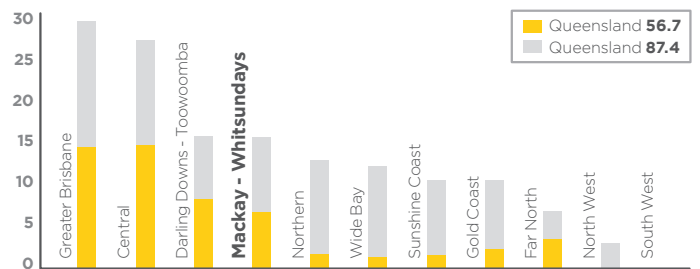
Construction businesses



Source: ABS (June 2019)

## Value of major projects

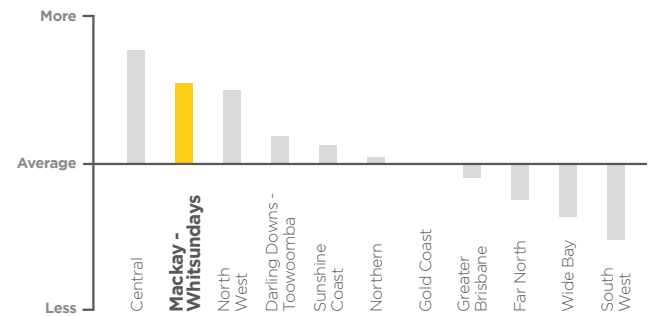
Value of **committed** major projects (\$b)  
Value of **planned** major projects (\$b)



Source: CSQ (June 2020)

## Investment index

Forecast construction activity in 2020-21, relative to population



Source: CSQ (June 2020)

Disclaimer: Whilst all care and diligence has been exercised in the preparation of this document, Construction Skills Queensland ("CSQ"), does not warrant the accuracy of the information contained within and accepts no liability for any loss or damage that may be suffered as a result of any reliance on this information.



# Regional industry snapshot



Region:  
**North West**

## Workforce

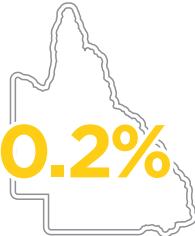
Number of construction industry workers



**600**

Qld 245,600

% of Qld construction workforce



**0.2%**

% of region's workforce that is construction



**3%**

Qld 10%

Source: ABS (May 2020)

## Apprentices in-training

Number of construction apprentices in-training



**90**

Qld 15,510

% of Qld construction apprentices in-training



**1%**

Source: NCVER (Dec 2019)

## Gross Regional Product

Gross regional product (\$b) 2020-21



Qld 306.8B


% of Qld GSP 2020-21



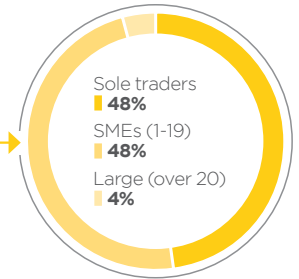
Source: NIEIR (May 2020)

## Businesses by size

Construction businesses



% of Qld construction businesses **0.4%**



Source: ABS (June 2019)

## Activity by sector

**Building** activity (\$m) 2020-21



% of Qld building activity 2020-21

**0.1%**

**Engineering** activity (\$m) 2020-21



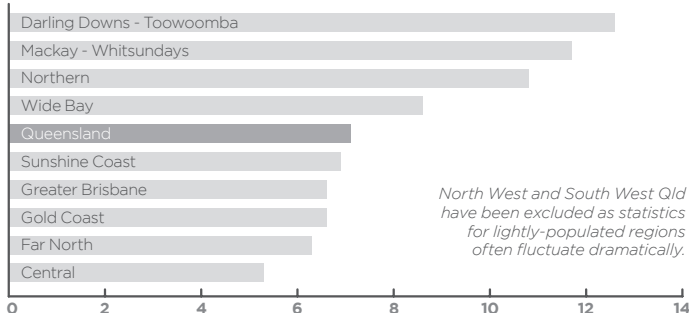
% of Qld engineering activity 2020-21

**1.2%**

Source: NIEIR (May 2020)

## Construction training rate

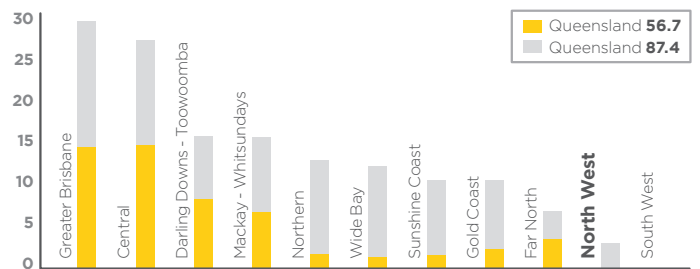
Construction apprentices in-training per hundred workers



Source: NCVER (Dec 2019), ABS (Feb 2020)

## Value of major projects

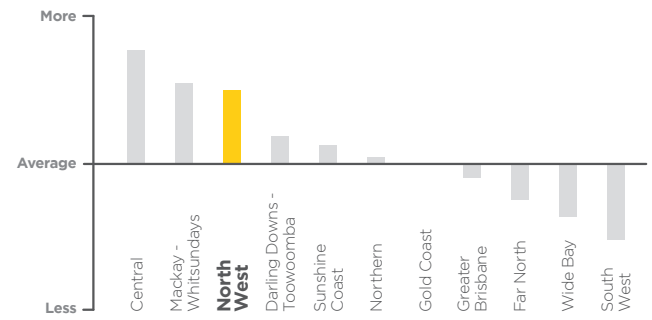
Value of **committed** major projects (\$b)  
Value of **planned** major projects (\$b)



Source: CSQ (June 2020)

## Investment index

Forecast construction activity in 2020-21, relative to population



Source: CSQ (June 2020)

Disclaimer: Whilst all care and diligence has been exercised in the preparation of this document, Construction Skills Queensland ("CSQ"), does not warrant the accuracy of the information contained within and accepts no liability for any loss or damage that may be suffered as a result of any reliance on this information.

# Regional industry snapshot



Region:  
**South West**

## Workforce


Number of construction industry workers



**100**

Qld 245,600

% of Qld construction workforce



**0.04%**

% of region's workforce that is construction



**2%**

Qld 10%

Source: ABS (May 2020)

## Gross Regional Product

Gross regional product (\$b) 2020-21



Qld 306.8B

% of Qld GSP 2020-21



**0.2**

Source: NIEIR (May 2020)

## Activity by sector

**Building** activity (\$m) 2020-21



% of Qld **building** activity 2020-21

**0.03%**

**Engineering** activity (\$m) 2020-21



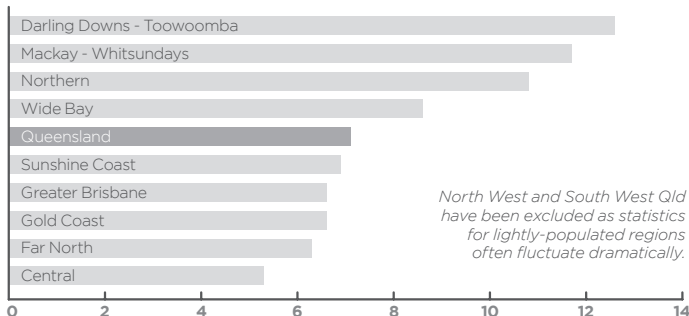
% of Qld **engineering** activity 2020-21

**0.33%**

Source: NIEIR (May 2020)

## Construction training rate

Construction apprentices in-training per hundred workers



Source: NCVER (Dec 2019), ABS (Feb 2020)

## Apprentices in-training

Number of construction apprentices in-training



**10**

Qld 15,510

% of Qld construction apprentices in-training

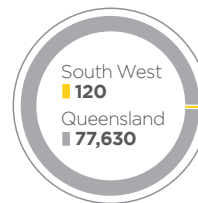


**0.1%**

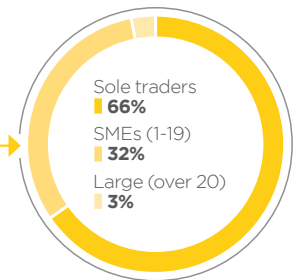
Source: NCVER (Dec 2019)

## Businesses by size

Construction businesses



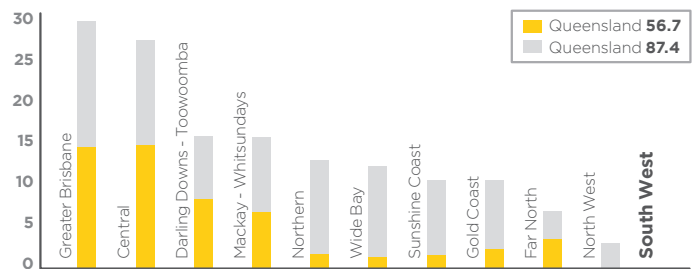
% of Qld **construction businesses** **0.2%**



Source: ABS (June 2019)

## Value of major projects

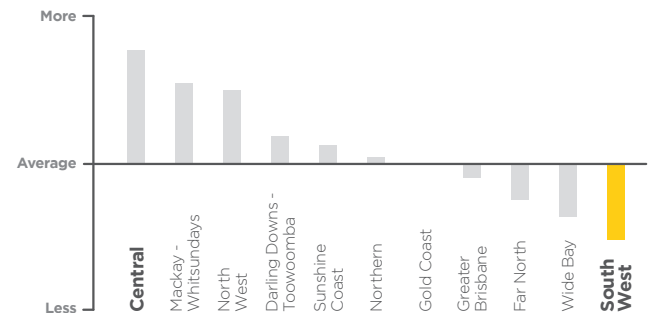
Value of **committed** major projects (\$b)  
Value of **planned** major projects (\$b)



Source: CSQ (June 2020)

## Investment index

Forecast construction activity in 2020-21, relative to population



Source: CSQ (June 2020)

Disclaimer: Whilst all care and diligence has been exercised in the preparation of this document, Construction Skills Queensland ("CSQ"), does not warrant the accuracy of the information contained within and accepts no liability for any loss or damage that may be suffered as a result of any reliance on this information.



# Regional industry snapshot



Region:  
**Sunshine Coast**

## Workforce

Number of construction industry workers



% of Qld construction workforce




% of region's workforce that is construction



Source: ABS (May 2020)

## Gross Regional Product

Gross regional product (\$b) 2020-21



% of Qld GSP 2020-21



Source: NIEIR (May 2020)

## Activity by sector


**Building** activity (\$m) 2020-21



% of Qld **building** activity 2020-21

**10%**

**Engineering** activity (\$m) 2020-21



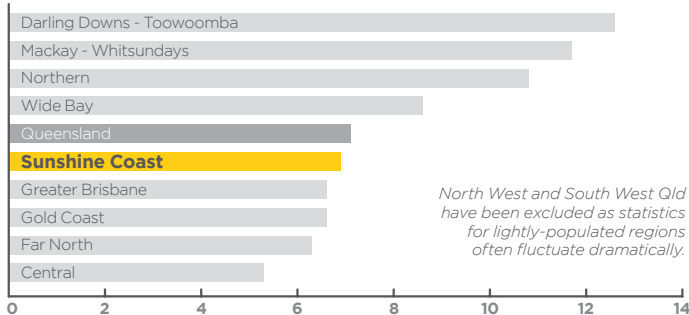
% of Qld **engineering** activity 2020-21

**6%**

Source: NIEIR (May 2020)

## Construction training rate

Construction apprentices in-training per hundred workers



Source: NCVER (Dec 2019), ABS (Feb 2020)

## Apprentices in-training

Number of construction apprentices in-training



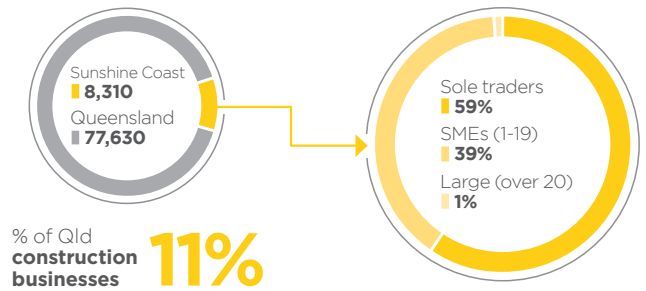
% of Qld construction apprentices in-training



Source: NCVER (Dec 2019)

## Businesses by size

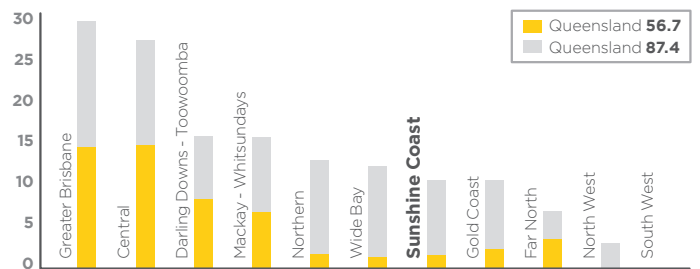
Construction businesses



Source: ABS (June 2019)

## Value of major projects

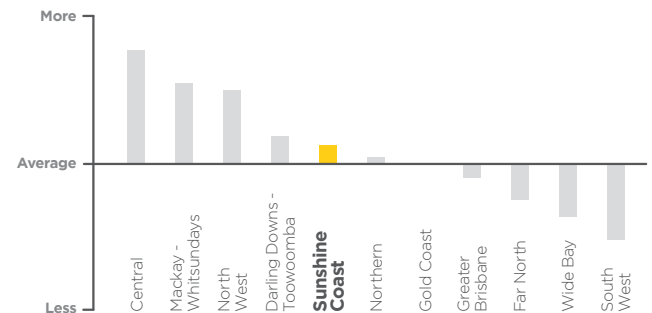
Value of **committed** major projects (\$b)  
 Value of **planned** major projects (\$b)



Source: CSQ (June 2020)

## Investment index

Forecast construction activity in 2020-21, relative to population



Source: CSQ (June 2020)

Disclaimer: Whilst all care and diligence has been exercised in the preparation of this document, Construction Skills Queensland ("CSQ"), does not warrant the accuracy of the information contained within and accepts no liability for any loss or damage that may be suffered as a result of any reliance on this information.

# Regional industry snapshot



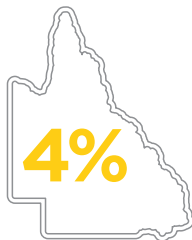
Region:  
**Northern**

## Workforce

Number of construction industry workers



% of Qld construction workforce



% of region's workforce that is construction



Source: ABS (May 2020)

## Apprentices in-training

Number of construction apprentices in-training



% of Qld construction apprentices in-training



Source: NCVER (Dec 2019)

## Gross Regional Product

Gross regional product (\$b) 2020-21



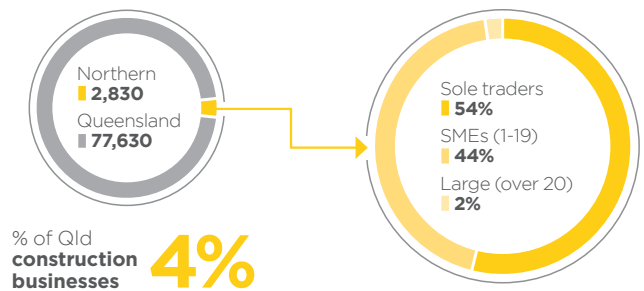
% of Qld GSP 2020-21



Source: NIEIR (May 2020)

## Businesses by size

Construction businesses



Source: ABS (June 2019)

## Activity by sector

Building activity (\$m) 2020-21



% of Qld building activity 2020-21

**4%**

Engineering activity (\$m) 2020-21



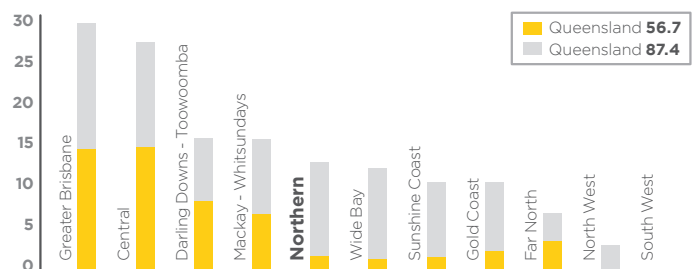
% of Qld engineering activity 2020-21

**7%**

Source: NIEIR (May 2020)

## Value of major projects

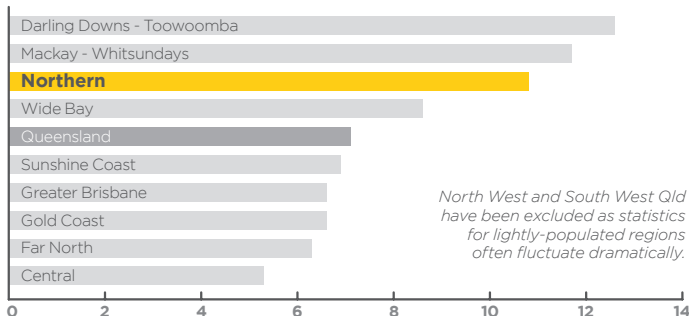
Value of committed major projects (\$b)  
Value of planned major projects (\$b)



Source: CSQ (June 2020)

## Construction training rate

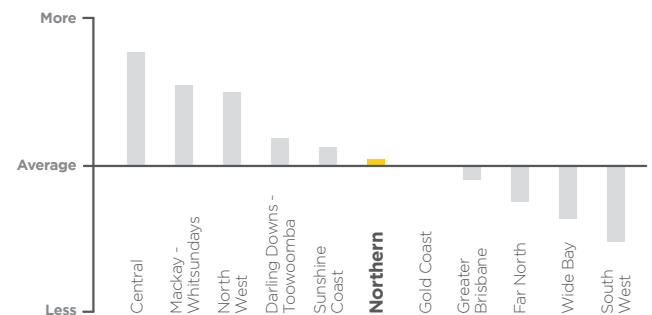
Construction apprentices in-training per hundred workers



Source: NCVER (Dec 2019), ABS (Feb 2020)

## Investment index

Forecast construction activity in 2020-21, relative to population



Source: CSQ (June 2020)

Disclaimer: Whilst all care and diligence has been exercised in the preparation of this document, Construction Skills Queensland ("CSQ"), does not warrant the accuracy of the information contained within and accepts no liability for any loss or damage that may be suffered as a result of any reliance on this information.

# Regional industry snapshot



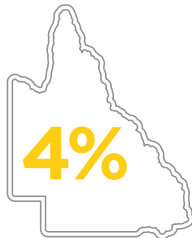
Region:  
**Wide Bay**

## Workforce

Number of construction industry workers



% of Qld construction workforce



% of region's workforce that is construction



Source: ABS (May 2020)

## Gross Regional Product

Gross regional product (\$b) 2020-21



% of Qld GSP 2020-21



Source: NIEIR (May 2020)

## Activity by sector

**Building** activity (\$m) 2020-21



% of Qld building activity 2020-21

**4%**

**Engineering** activity (\$m) 2020-21



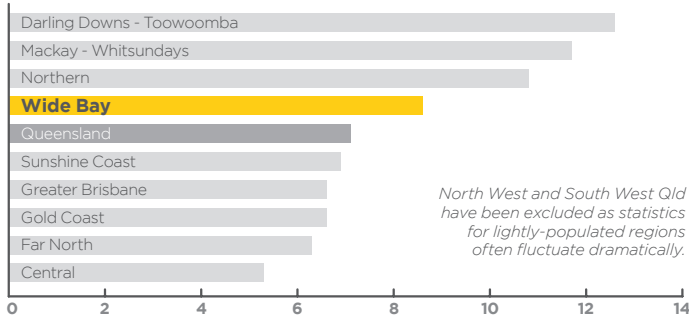
% of Qld engineering activity 2020-21

**2%**

Source: NIEIR (May 2020)

## Construction training rate

Construction apprentices in-training per hundred workers



Source: NCVER (Dec 2019), ABS (Feb 2020)

## Apprentices in-training

Number of construction apprentices in-training



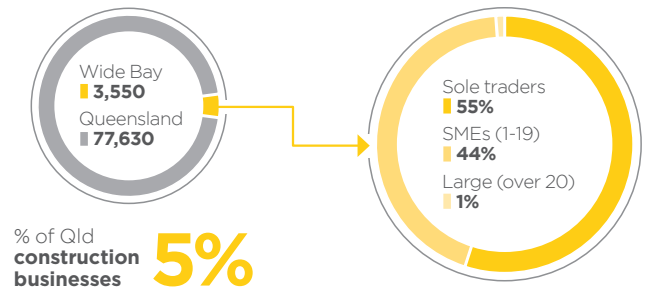
% of Qld construction apprentices in-training



Source: NCVER (Dec 2019)

## Businesses by size

Construction businesses

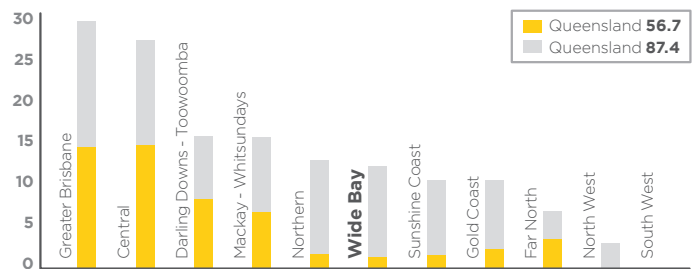


Source: ABS (June 2019)

## Value of major projects

Value of **committed** major projects (\$b)

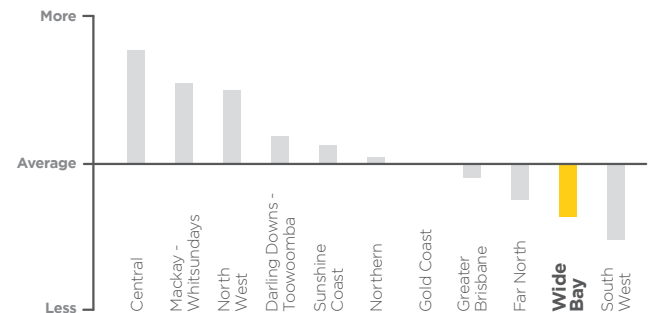
Value of **planned** major projects (\$b)



Source: CSQ (June 2020)

## Investment index

Forecast construction activity in 2020-21, relative to population



Source: CSQ (June 2020)

Disclaimer: Whilst all care and diligence has been exercised in the preparation of this document, Construction Skills Queensland ("CSQ"), does not warrant the accuracy of the information contained within and accepts no liability for any loss or damage that may be suffered as a result of any reliance on this information.