

# Regional industry snapshot



REGION:  
**Sunshine Coast**

## INDUSTRY PROFILE

### Workforce

Number of construction industry workers

% of region's workforce that is construction



**21,910**

Qld 230,150



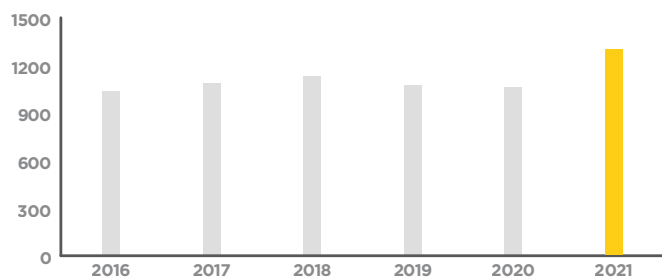
**12%**

Qld 9%

Source: (May 2021)

### House approvals

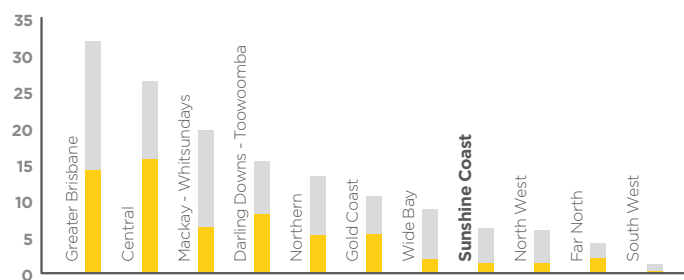
Value of house approvals (\$m), 12 months to June



Source: ABS (Jun 2021)

### Value of major projects

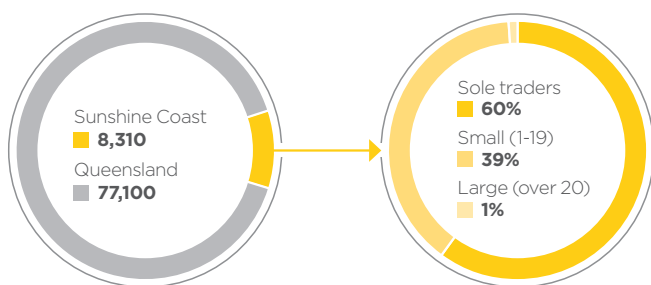
Value of **committed** major projects (\$b)  
Value of **planned** major projects (\$b)



Source: CSQ (Aug 2021)

### Businesses by size

Construction businesses



Source: ABS (Jun 2020)

## TRAINING ACTIVITY

### Apprentices

Number of construction apprentices in-training

Construction apprentices commenced, increase on same quarter last year



**1,800**

Qld 18,550



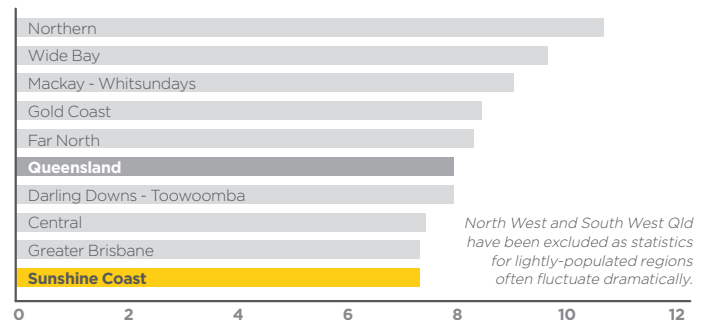
**244%**

Qld 210%

Source: (Dec 2020)

### Apprentice training rate

Construction apprentices in-training per hundred workers

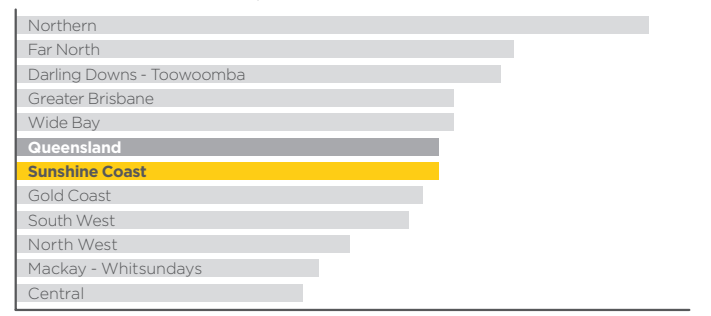


North West and South West Qld have been excluded as statistics for lightly-populated regions often fluctuate dramatically.

Source: NCVER (Dec 2020)

### Construction training rate

Construction enrolments per hundred construction workers



Source: NCVER (Dec 2020)

### CSQ-subsidised enrolments

Number of CSQ-subsidised enrolments (2020-2021)

Change from 2018-2019



**2,690**

Qld 32,420



**88%**

Qld 50%

Source: CSQ (Jun 2021)

Disclaimer: Whilst all care and diligence has been exercised in the preparation of this document, Construction Skills Queensland ("CSQ"), does not warrant the accuracy of the information contained within and accepts no liability for any loss or damage that may be suffered as a result of any reliance on this information.