

# Regional industry snapshot | 2022



REGION:  
**South West**

## INDUSTRY PROFILE

### Workforce

Number of construction industry workers



Qld 238,030

% of region's workforce that is construction

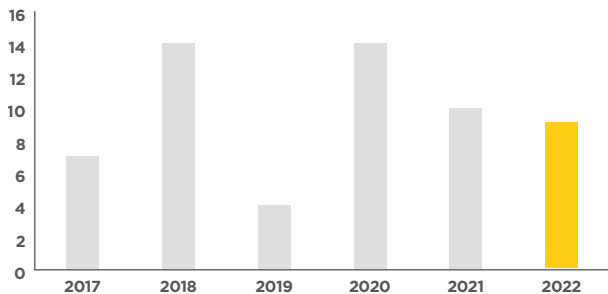


Qld 9%

Source: ABS (May 2022)

### Building approvals

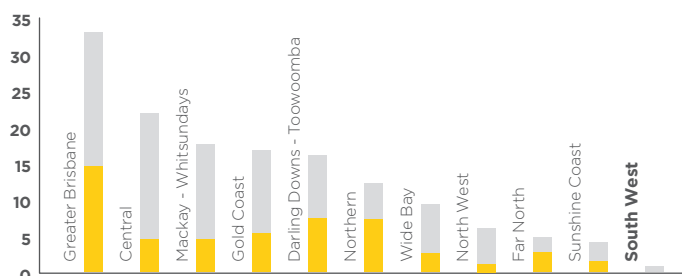
Value of building approvals (\$m), 12 months to June



Source: ABS (Jun 2022)

### Value of major projects

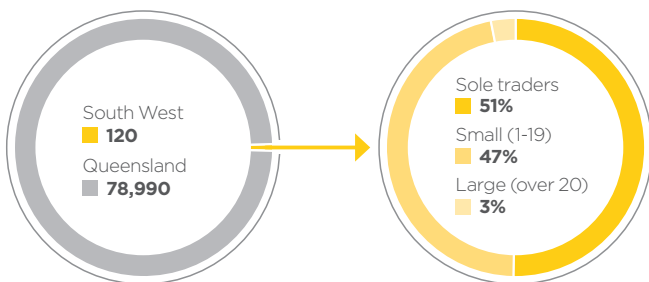
Value of **committed** major projects (\$b)  
Value of **planned** major projects (\$b)



Source: CSQ (Jun 2022)

### Businesses by size

Construction businesses



Source: ABS (Jun 2021)

## TRAINING ACTIVITY

### Apprentices

Number of construction apprentices in-training



Qld 23,180

Construction apprentices in-training, increase on same quarter last year

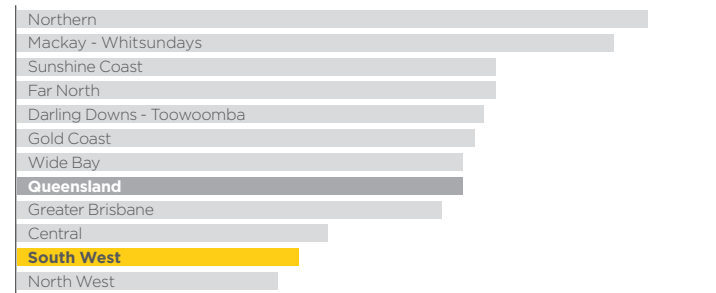


Qld 22%

Source: NCVET (Dec 2021)

### Apprentice training rate


Construction apprentices in-training per hundred workers



Source: NCVET (Dec 2021)

### Top trades


Total commencements from Jan to Dec 2021



Source: NCVET (Dec 2021)

### CSQ-subsidised enrolments

Number of CSQ-subsidised enrolments (2021-2022)



Qld 58,210

Change from 2019-2020



Qld 24%

Source: CSQ (Jun 2022)

Disclaimer: Whilst all care and diligence has been exercised in the preparation of this document, Construction Skills Queensland ("CSQ"), does not warrant the accuracy of the information contained within and accepts no liability for any loss or damage that may be suffered as a result of any reliance on this information.